

CLASSIC™ COLLECTION

VALUE PLUS

series



America's Favorite Garage Doors®



Model T42L, Long Traditional Panel with Optional Madison 611 Window Design



clopay.com


VALUE PLUS series

Improve your home's appearance and energy efficiency with a Clopay Value Plus Series insulated garage door. Available in 24 or 25 gauge steel with polystyrene insulation in 1-5/16" or 7/8" thicknesses, Value Plus Series models offer moderate insulating R-values, strength and security, as well as quiet operation and a beautiful appearance. Choose from two panel styles, many color options and a wide range of decorative window options to create a door that fits your budget and enhances your home's curb appeal.

2-LAYER CONSTRUCTION

1-5/16" or 7/8" polystyrene insulation provides comfort, energy efficiency and quiet operation in every season.

- Tongue-and-groove/shi lap section joints help seal out wind, rain and snow.
- Replaceable bottom weatherseal in a rust-proof aluminum retainer helps prevent elements from entering garage.
- Patented Safe-T-Bracket® helps prevent serious injury that could occur if the bottom bracket were removed with the garage door closed and under tension.
- Long-life nylon rollers are smooth and quiet.
- Galvanized steel hinges are durable, reliable and secure.
- Inside/outside step plates and grip handles make doors easy and safe to operate.



Tongue-and-Groove Section Joints

Shi lap Section Joints

24
GAUGE
STEEL

T42S short panel
T42L long panel

24
GAUGE
STEEL

T41S short panel
T41L long panel

25
GAUGE
STEEL

T52S short panel
T52L long panel

25
GAUGE
STEEL

T51S short panel
T51L long panel

25
GAUGE
STEEL

1500 short panel
76V long panel

1 5/16"
POLYSTYRENE

EFFICIENCY
6.3
R-VALUE*

7/8"
POLYSTYRENE

EFFICIENCY
4.4
R-VALUE*

1 5/16"
POLYSTYRENE

EFFICIENCY
6.3
R-VALUE*

*Calculated door section R-value is in accordance with DASMA TDS-163.



*Model T51S, Short Traditional Panel
with Optional Colonial 509 Window Design*

DETAIL



Deep panel edging and natural embossed woodgrain texture improve appearance close-up and from the curb.

STYLE



Traditional Short

Complements homes with traditional styling. Models T42S, T41S, T52S, T51S and 1500.



Traditional Long


Ideal for ranch style homes. Models T42L, T41L, T52L, T51L and 76V.

*Doors range from 6' to 16' high and 4'2" to 18" wide. Consult your Clopay dealer for size options.
WindCode® doors available to meet most regional wind load requirements.
Consult your local dealer for specific information.*



Model 76V, Long Traditional Panel with
Optional Prairie 610 Window Design

COLORS



- Exterior steel on standard color doors has a natural woodgrain texture.
- Doors can be painted to match the home's exterior using a high-quality latex exterior paint. Do not use oil-based paint.

STEP PLATE/LIFT HANDLE



Color-matched exterior step plate/lift handles are durable, attractive and allow for safe opening and closing of your door.

CUSTOM PAINT OPTION



Color Blast® offers more than 1,500 Sherwin-Williams® color options® to complement your home. Clopay's durable two-part paint system has been thoroughly tested and is backed by a five-year warranty.

RUST-PREVENTION SYSTEM



Steel skins are protected through a tough, layered coating system, including a hot-dipped galvanized layer, a protective metal oxide pretreatment and a baked-on primer and top coat.



Model 1500, Short Traditional Panel

WARRANTIES

PAINT SYSTEM	PAINT SYSTEM
LIMITED LIFE WARRANTY	LIMITED 25YR WARRANTY

Models T42, T41

Models T52, T51, 1500, 76V

WINDOWS	HARDWARE
LIMITED 10YR WARRANTY	LIMITED 3YR WARRANTY

All Models

All Models



Model T41S, Short Traditional Panel with Optional Short Trenton® Window Design

A FOCUS ON *green.*



Clopay is committed to designing, manufacturing and distributing garage doors that enhance the beauty, safety and value of your home while minimizing the impact on the environment.

The Value Plus Series helps conserve natural resources by providing a durable, reliable, low-maintenance door. Steel doors and hardware are impervious to moisture and will not rot, warp or crack, and the steel used in Clopay's doors is made from over 75% recycled content. All Clopay doors are made in the U.S., minimizing shipping, damage and handling. For more details on Clopay's green practices, visit our website at clopaydoor.com/green

WINDOW OPTIONS

Our windows add natural light to your garage while adding curb appeal to your home. All Clopay window frames are UV-protected and are color matched to our prefinished door colors. Window frames screw in from the inside for easy glass replacement or to change designs.

DECORATIVE WINDOWS

Clopay's decorative windows are created to complement many home styles. Short windows are 19-1/2" x 12" and long windows are 40-1/2" x 12".

Available on These Models

T42S* T52L
T42L T51S*
T41S* T51L
T41L 1500*
T52S* 76V

Wrought Iron Series (Acrylic)



Tuscany Short



Tuscany Long



Trenton® Short



Trenton® Long



Carlisle® Short



Carlisle® Long



Orleans Short



Orleans Long



Kristin® Short



Kristin® Long



Roselle® Short



Roselle® Long

Leaded Series (Glass)

DECORATIVE INSERT SERIES WINDOWS

UV-protected cellular plastic insert designs snap into either the inside or outside of the window frame for easy cleaning or to change designs. Windows are offered in single strength, double strength, acrylic, obscure or insulated glass. Short windows are 19-1/2" x 12" and long windows are 40-1/2" x 12".

Available on These Models

T42S* T52L
T42L T51S*
T41S* T51L
T41L 1500*
T52S* 76V



Plain†



Plain Long†



Charleston 508



Charleston 608



Colonial 509



Stockton 612



Prairie 510



Prairie 610



Madison 611



Madison Arch 613



Sunset 501[‡]
(8', 9', 12', 16', 17', 18' widths only)



Sunset 502[‡]
(7', 7'6", 12' widths only)



Sunset 601[‡]



Sunset 503[‡] (8', 9', 16', 17', 18' widths only)



Sunset 504[‡] (14', 15', 15'6" widths only)



Sunset 505[‡] (16', 17', 18' widths only)



Sunset 506[‡] (10', 20' widths only)




Sunset 603[‡]



Sunset 605[‡]

Windows are available single pane or insulated in clear, frosted, obscure and rain designs. Clear acrylic also available.



Clear



Frosted



Obscure



Rain

Short windows not available on long panel doors.

*Panel emboss may not align on long window with short panels. Some size limitations apply.

†Shown with clear glass. Acrylic and obscure glass optional.

‡Acrylic windows require special cleaning. Never use products that contain ammonia or petroleum products to clean acrylic. Please visit clopaydoor.com/acrylic for complete details.



Visit clopay.com or call 1-800-2CLOPAY (800-225-6729) for more information on Clopay, America's Favorite Garage Doors. Follow us on

